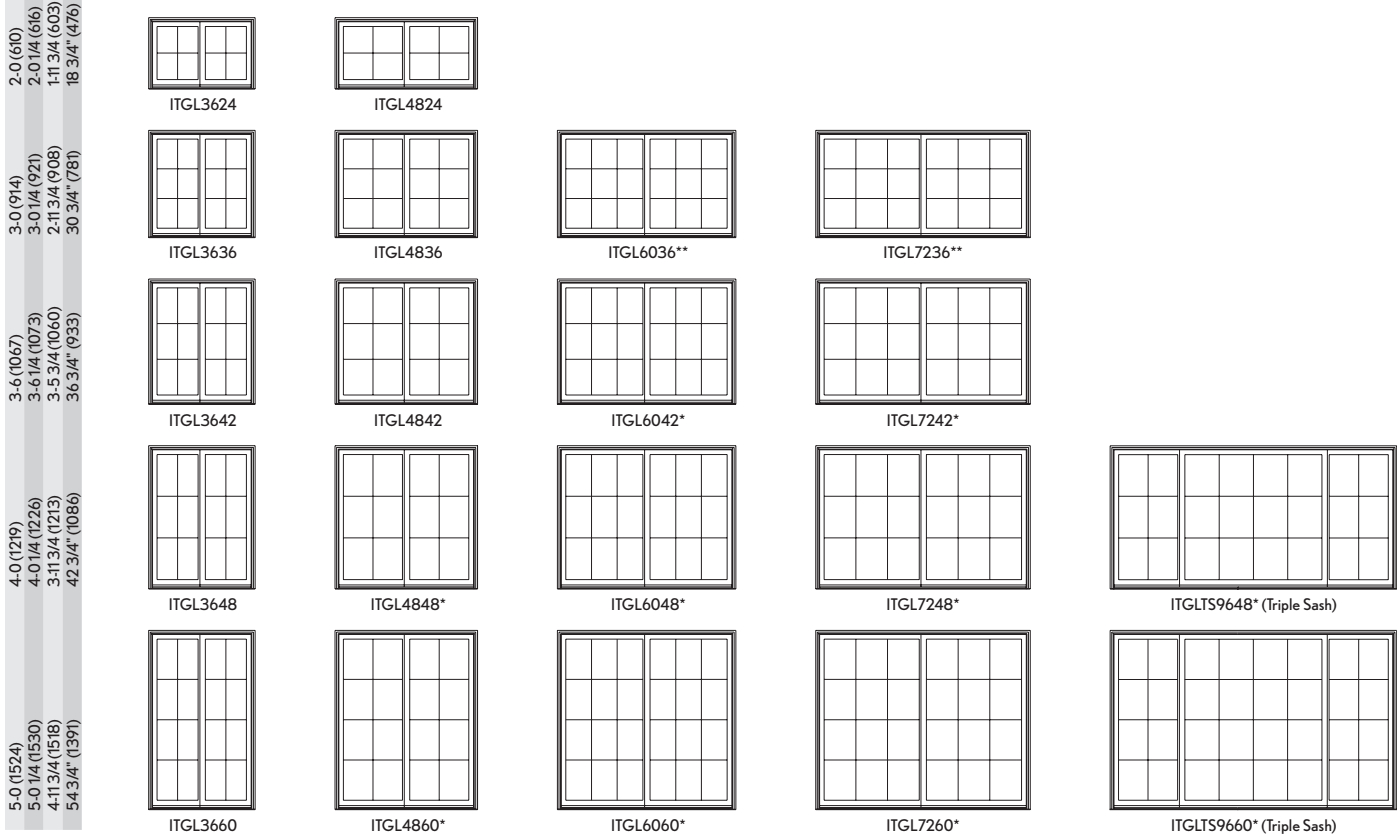
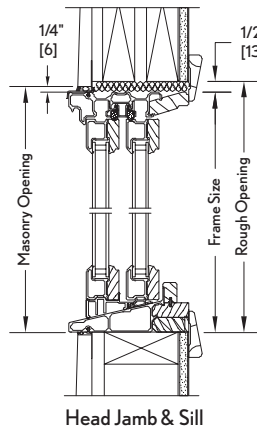
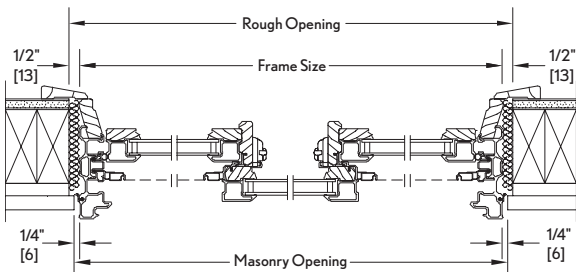
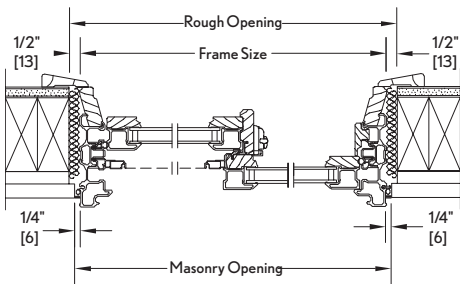


## XO Operator Units

<b>Mas. Opp. (mm)</b>	3-0 (914)	4-0 (1219)	5-0 (1524)	6-0 (1829)	8-0 (2438)
<b>Rgh. Opp. (mm)</b>	3-0 1/2 (927)	4-0 1/2 (1232)	5-0 1/2 (1537)	6-0 1/2 (1842)	8-0 1/2 (2451)
<b>Frame Size (mm)</b>	2-11 1/2 (902)	3-11 1/2 (1207)	4-11 1/2 (1511)	5-11 1/2 (1816)	7-11 1/2 (2426)
<b>Glass Size (mm)</b>	14 3/4" (375)	20 3/4" (527)	26 3/4" (679)	32 3/4" (832)	46 3/4" (1187) / 20 3/4" (527)



## Construction Details



Details and Elevations not to scale.

\* These windows meet National Egress Codes for fire evacuation. Local codes may differ.

\*\* These windows meet National Egress Codes for fire evacuation if floor to sill height does not exceed 44" (118 mm). Local codes may differ.


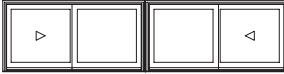
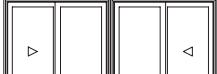







XO operation standard, OX operation optional.

Optional Glider Grilles, GBGs and SDLs are available in a standard Rectangular cut shown.

When ordering 6 9/16" (167 mm) or 6 13/16" (173 mm) jambs, add 1/4" (6 mm) to width and 1/8" (3 mm) to height for Rough Opening, Frame Size and Masonry Opening.

## 2 Wide XO-OX Operator Units

Mas. Opg. (mm)	5-11 1/2 (1816)	7-11 1/2 (2426)
Rgh. Opg. (mm)	6-0 (1829)	8-0 (2438)
Frame Size (mm)	5-11 (1803)	7-11 (2413)

2-0 (610) 2-0 1/4 (616) 1-11 3/4 (603)		
ITGL3624 2W		ITGL4824 2W
3-0 (914) 3-0 1/4 (921) 2-11 3/4 (908)		
ITGL3636 2W		ITGL4836 2W
3-6 (1067) 3-6 1/4 (1073) 3-5 3/4 (1060)		
ITGL3642 2W		ITGL4842 2W
4-0 (1219) 4-0 1/4 (1226) 3-11 3/4 (1213)		
ITGL3648 2W		ITGL4848 2W*
5-0 (1524) 5-0 1/4 (1530) 4-11 3/4 (1518)		
ITGL3660 2W		ITGL4860 2W*

Details and Elevations not to scale.

\* These windows meet National Egress Codes for fire evacuation. Local codes may differ.

XO operation standard, OX operation optional. Optional Glider Grilles and GBGs are available in a standard cut, as shown.


When ordering 6 9/16" (167 mm) or 6 13/16" (173 mm) jambs, add 1/4" (6 mm) to width and 1/8" (3 mm) to height for Rough Opening, Frame Size and Masonry Opening.

Individual or mulled units with jamb extension: ADD 1/4" (6 mm) to WIDTH and 1/8" (3 mm) to HEIGHT of Frame, Rough, and Masonry Opening sizes.

### MULTIPLE ASSEMBLIES

Multiple assemblies can be factory mulled up to 2 units wide by 2 units high, MAXIMUM ROUGH OPENING not to exceed 113 1/2" x 60 1/4".

## Mullion Detail



Vertical Mullion  
XO-OX Operator Unit